

CHAIN QUARTERLY REPORT

WESTMINSTER

OCTOBER - DECEMBER 2017

COPYRIGHT

Greater London Authority
January 2018

Published by
Greater London Authority
City Hall
The Queen's Walk
More London
London SE1 2AA
www.london.gov.uk

CHAIN enquiries 020 3856 6007

Copies of this report are available
from <http://data.london.gov.uk>

CONTENTS

1. INTRODUCTION

2. ROUGH SLEEPER POPULATION ANALYSIS

- Headlines

- Achieving no second night out

- No one living on the streets

- Intermittent rough sleepers

3. SPATIAL DISTRIBUTION

- Bedded down street contacts by area: Borough level

- Bedded down street contacts by area: Greater London level

4. NATIONALITY

- Nationality: Rolling figures

- Nationality: Breakdown by area

5. SUPPORT NEEDS

6. INSTITUTIONAL & ARMED FORCES HISTORY

7. ACCOMMODATION & RECONNECTION OUTCOMES

8. TEMPORARY ACCOMMODATION

- Arrivals

- Departures: Destination on departure

- Departures: Reason for leaving

9. METHODOLOGY

1. INTRODUCTION

This quarterly report presents information about people seen rough sleeping by outreach teams in Westminster in October - December 2017. Information is derived from the 'Combined Homelessness and Information Network' (CHAIN), a database commissioned and funded by the Greater London Authority (GLA) and managed by St. Mungo's. For more information see www.mungos.org/chain.

In the rough sleeping figures in this report people are grouped into three categories:

New rough sleepers	Those who had not been contacted by outreach teams rough sleeping before the period
Living on the streets	Those who have had a high number of contacts over 3 weeks or more which suggests they are living on the streets
Intermittent rough sleepers	People who were seen rough sleeping before the period began at some point, and contacted in the period - but not regularly enough to be 'living on the streets'

For more information about the methods used to derive statistics for this report, and definitions of different groups, please see the Methodology section.

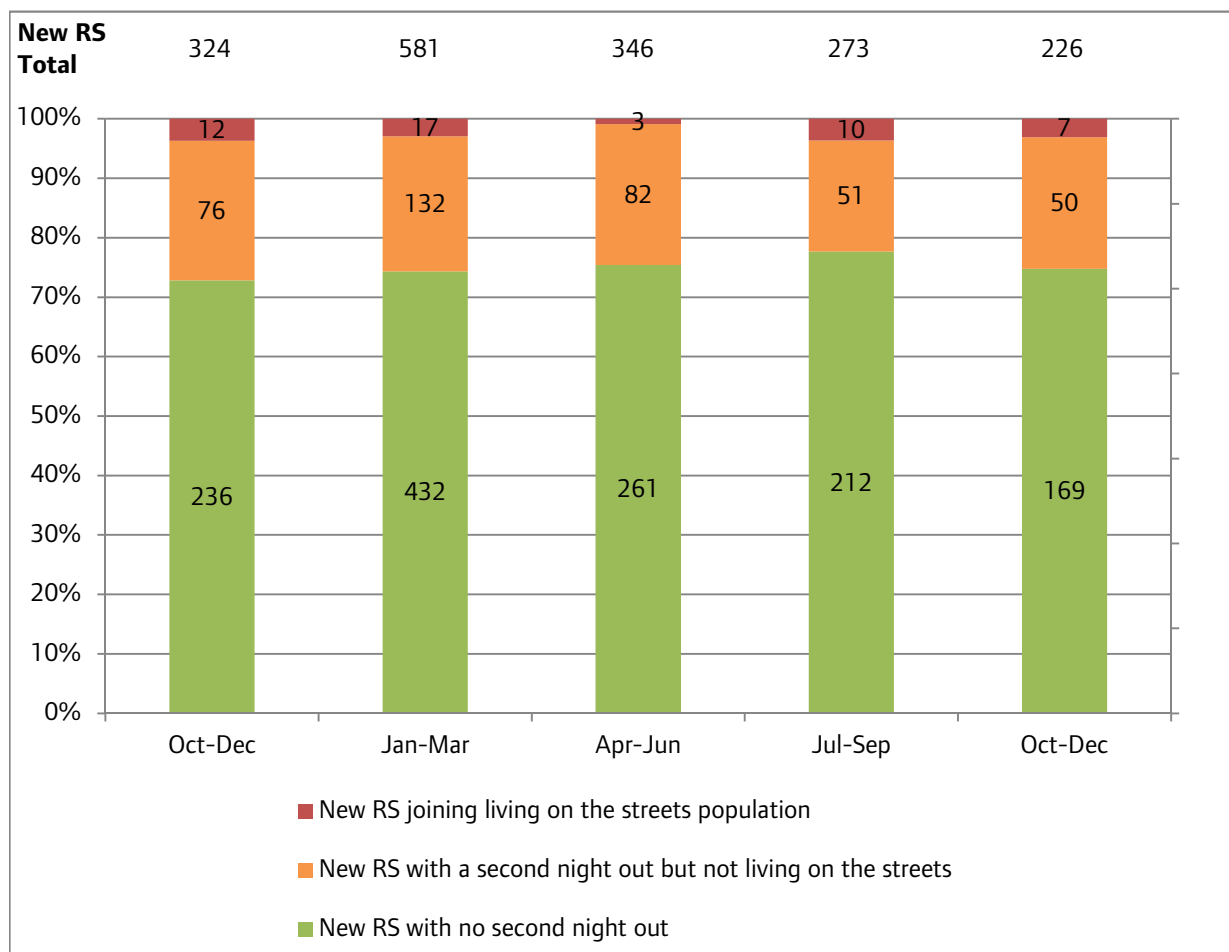
2. ROUGH SLEEPER POPULATION ANALYSIS

Westminster: Headlines

Volumes	No. Rough Sleepers	Change from last period	Change on same period last year
New Rough Sleepers (All)	226	-47	-98
New RS with no second night out	169	-43	-67
New RS with a second night out but not living on the streets	50	-1	-26
New RS joining living on the streets population*	7	-3	-5
Living on the Streets (All)	185	-11	+19
LOS - Transferred from new RS*	7	-3	-5
LOS - Known	155	-2	+41
LOS - RS205+	23	-6	-17
Intermittent Rough Sleepers	353	-11	-37
Total	757	-66	-111

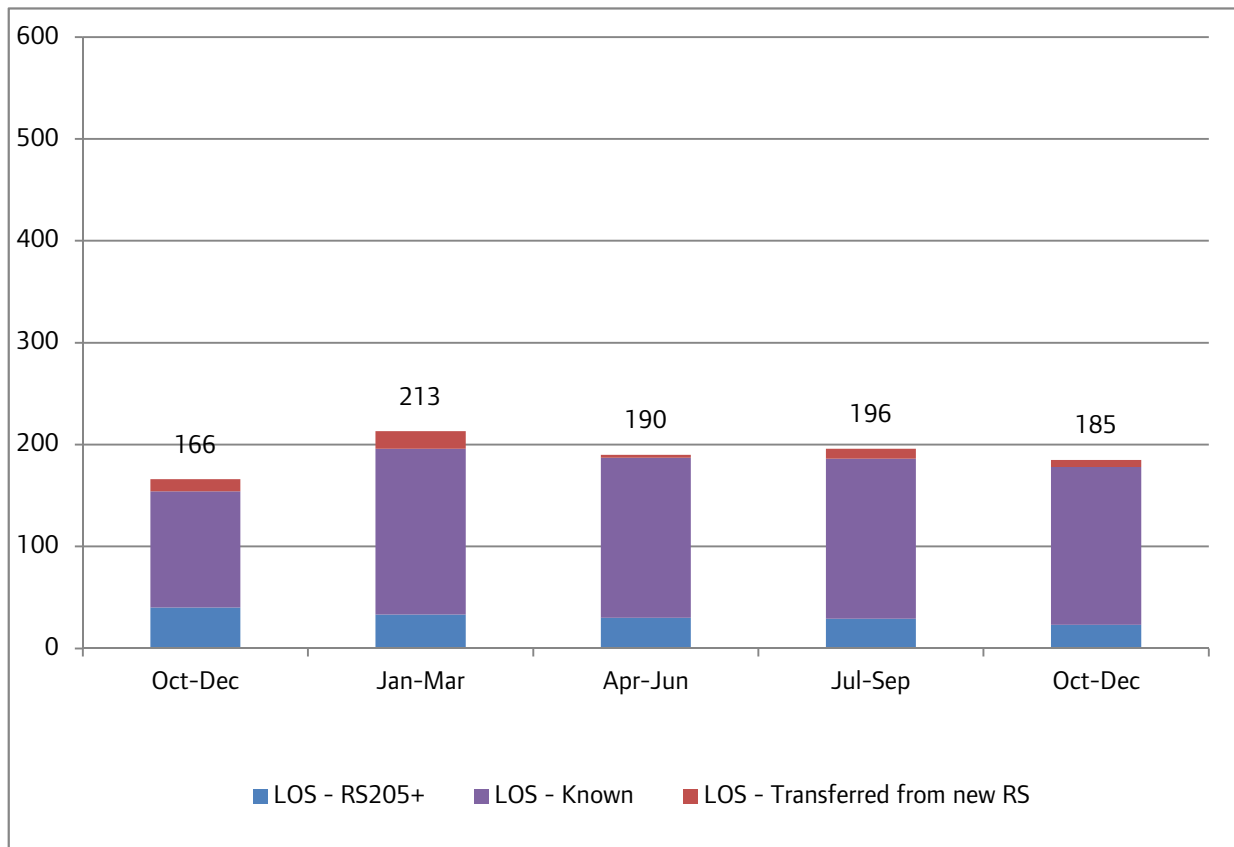
*This cohort is listed under both new RS and living on the streets headings, but is only counted once towards the overall total

Westminster: Achieving No Second Night Out



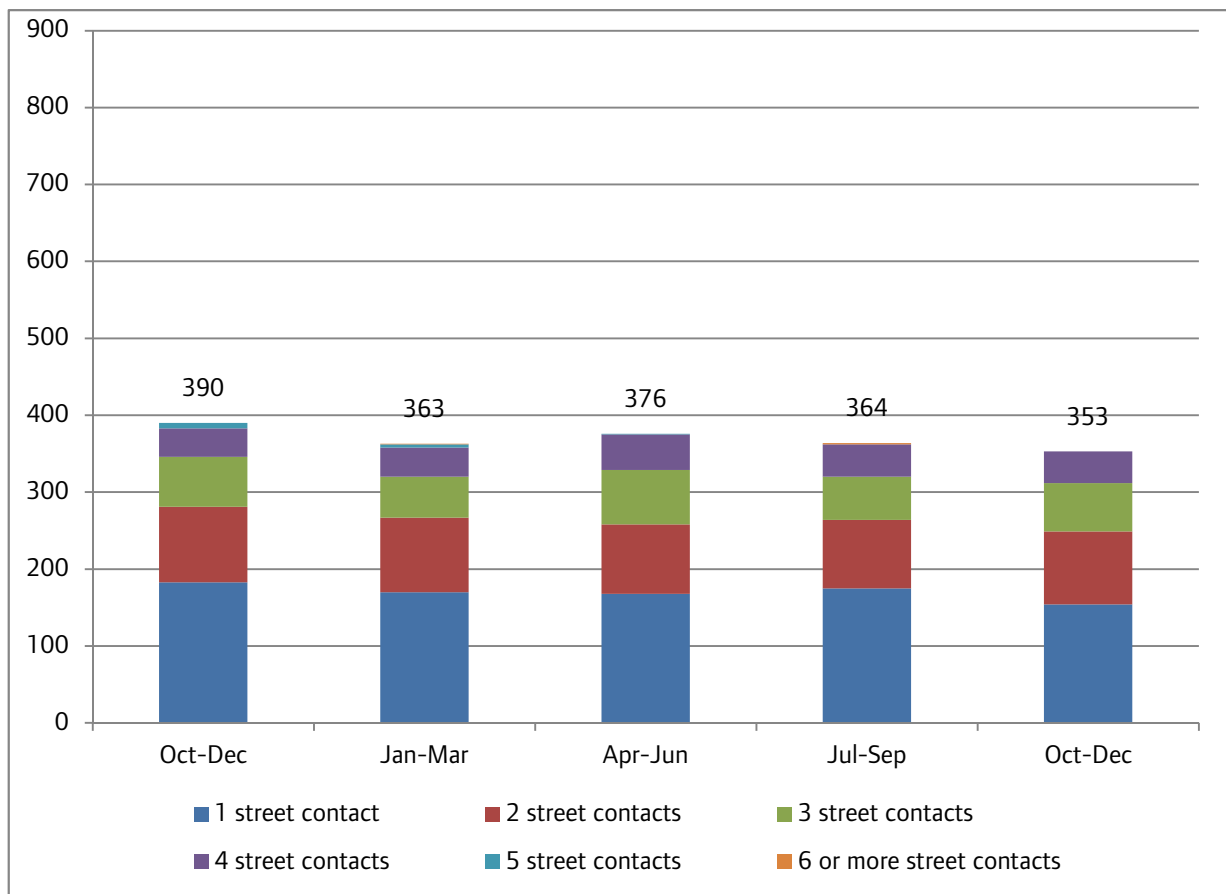
Category	No. this period
New RS with no second night out	169
New RS with a second night out but not living on the streets	50
New RS joining living on the streets population	7
Total	226

Note: New RS = New rough sleepers

Westminster: No One Living on the Streets[†]

†Note: Scale on these graphs is 10x greater than other boroughs

Category	No. this period
LOS - Transferred from new RS	7
LOS - Known	155
LOS - RS205+	23
Total	185

Westminster: Intermittent Rough Sleepers[†]

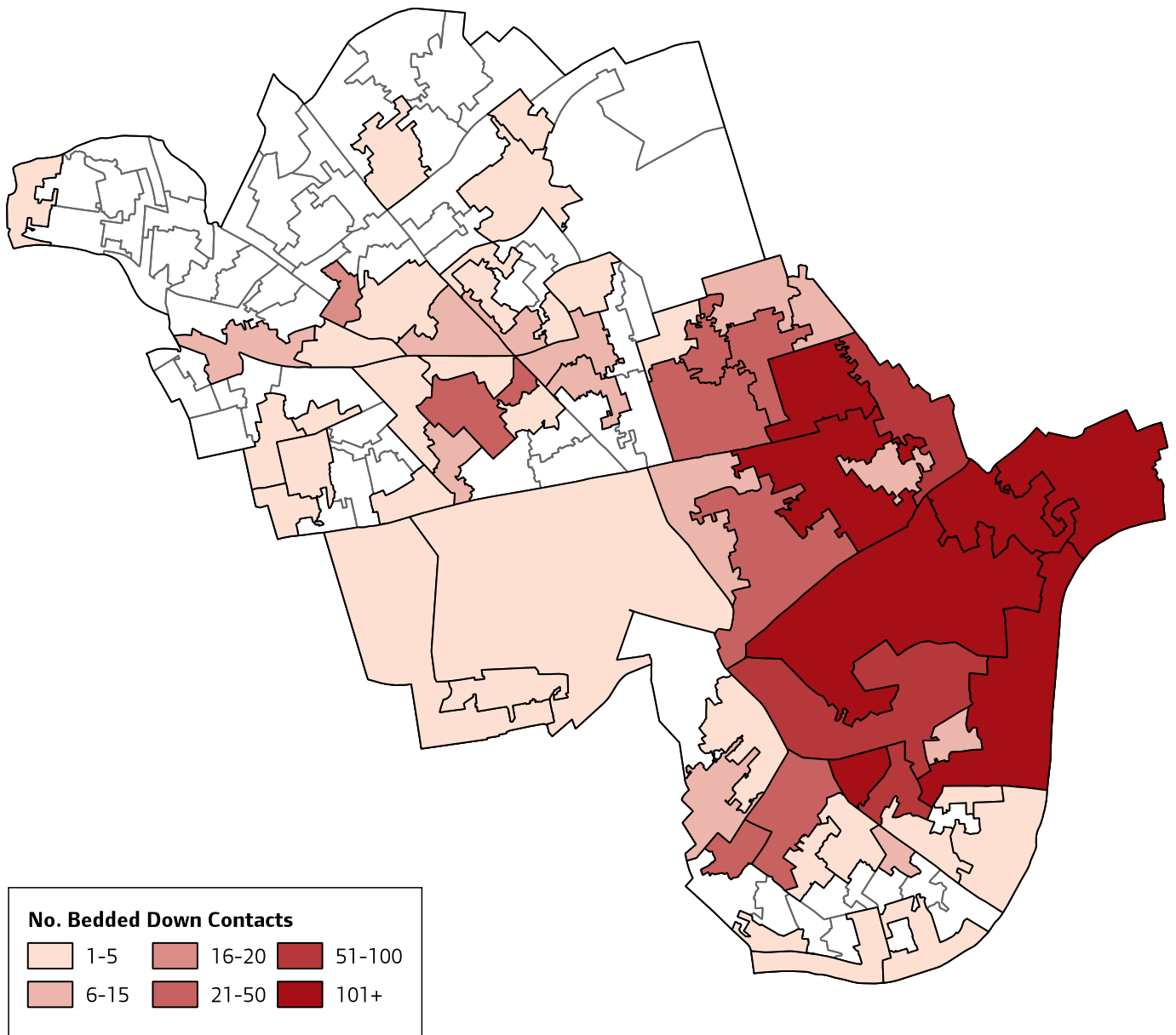
[†]Note: Scale on these graphs is 10x greater than other boroughs

No. bedded down street contacts during this period	No. intermittent rough sleepers
1 street contact	154
2 street contacts	95
3 street contacts	63
4 street contacts	41
5 street contacts	0
6 or more street contacts	0
Total	353

3. SPATIAL DISTRIBUTION

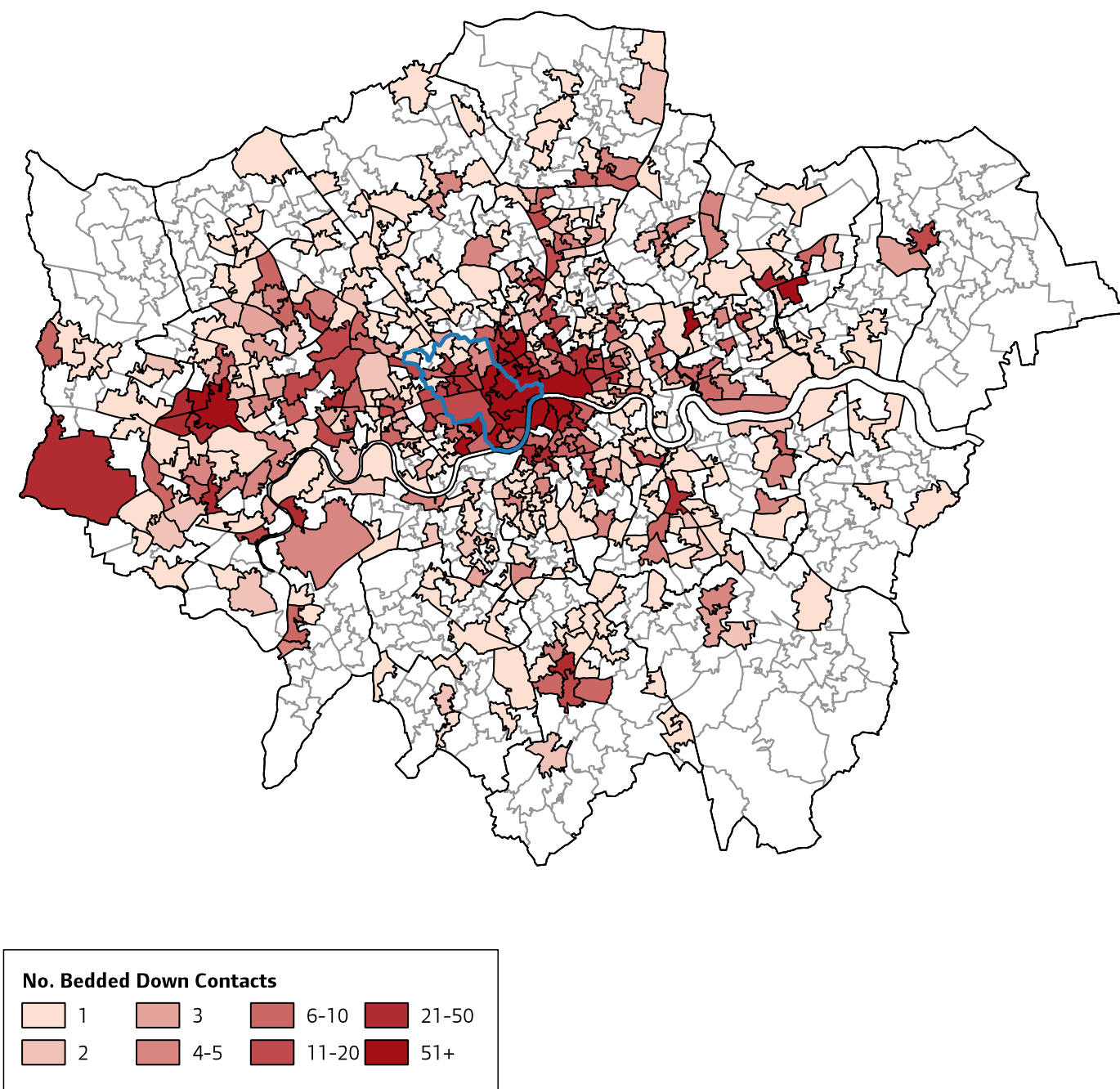
Bedded down street contacts by area: Borough level

The map below shows the number of bedded down street contacts recorded in each Lower Super Output Area within the borough during the period. It is important to note that this represents volume of contacts rather than individuals, and some people may have been seen on multiple occasions within a given area.



Bedded down street contacts by area: Greater London level

The map below shows the number of bedded down street contacts recorded in each Middle Super Output Area across Greater London during the period, with Westminster outlined in blue. It is important to note that this represents volume of contacts rather than individuals, and some people may have been seen on multiple occasions within a given area.



4. NATIONALITY

Nationality: Rolling figures

Nationality of people seen rough sleeping by outreach services.

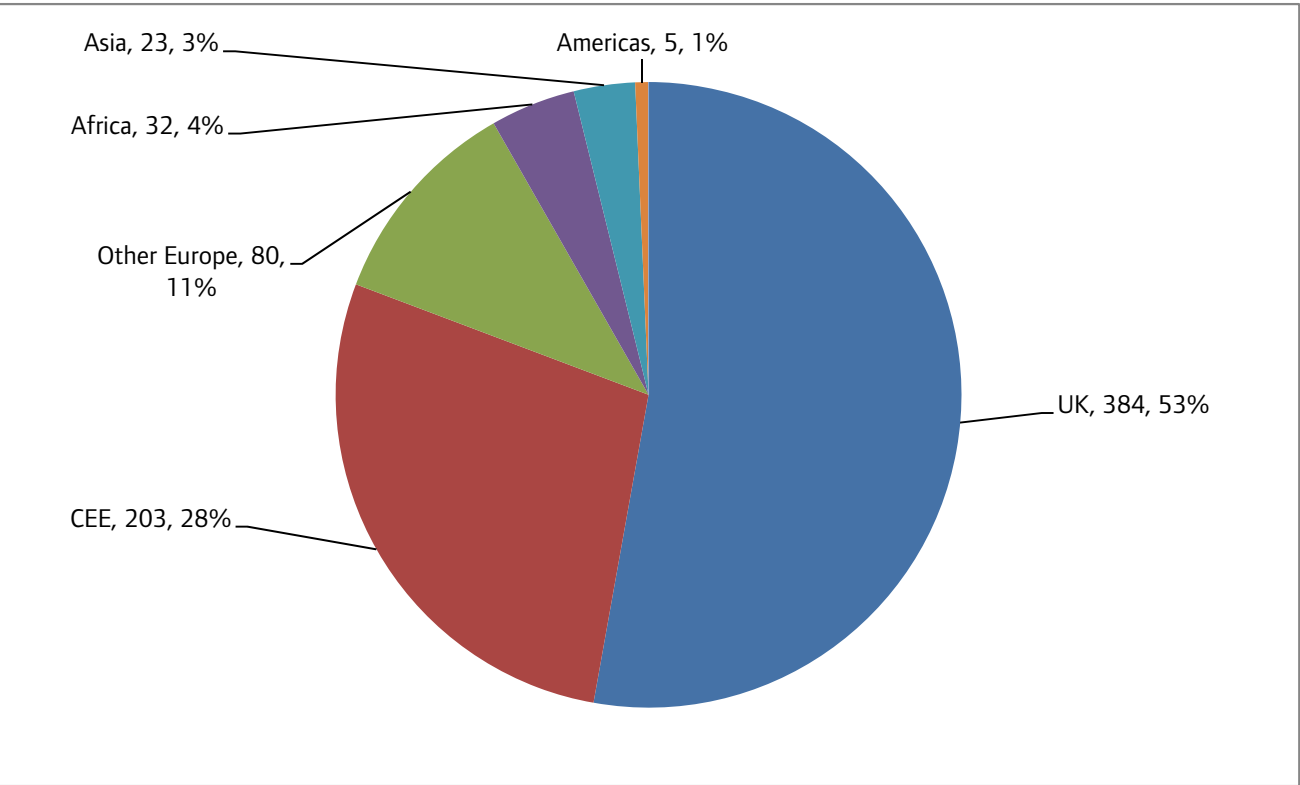
	Apr-Jun 17		Jul-Sep 17		Oct-Dec 17	
Nationality	No.	%	No.	%	No.	%
UK	427	53%	457	57%	384	53%
Ireland (Republic of)	23	3%	22	3%	18	2%
France	10	1%	11	1%	11	2%
Germany	4	0%	5	1%	1	0%
Italy	9	1%	13	2%	24	3%
Portugal	18	2%	11	1%	8	1%
Spain	14	2%	12	1%	8	1%
Bulgaria	20	2%	15	2%	18	2%
Czech Republic	8	1%	13	2%	8	1%
Estonia	0	0%	3	0%	1	0%
Hungary	12	1%	7	1%	13	2%
Latvia	13	2%	8	1%	13	2%
Lithuania	11	1%	18	2%	19	3%
Poland	38	5%	47	6%	50	7%
Romania	94	12%	75	9%	77	11%
Slovakia	3	0%	1	0%	2	0%
Slovenia	0	0%	1	0%	2	0%
<i>Central and East Europe Subtotal</i>	<i>199</i>	<i>25%</i>	<i>188</i>	<i>23%</i>	<i>203</i>	<i>28%</i>
Other Europe	20	2%	18	2%	10	1%
Africa	35	4%	38	5%	32	4%
Asia	33	4%	21	3%	23	3%
Americas	8	1%	9	1%	5	1%
Australasia	1	0%	0	0%	0	0%
Missing	0		0		0	
Not known	108		18		30	
<i>Total (incl. Missing/Not known)</i>	<i>909</i>		<i>823</i>		<i>757</i>	
Total (excl. Missing/Not known)	801	100%	805	100%	727	100%

Note: Percentages are calculated from total excluding clients whose nationality was not known or not recorded.

In individual borough reports some nationalities included in the table above may have '0' clients recorded against them – these nationalities are included in this standardised table as they represent a significant number of clients across London as a whole.

Nationality: Breakdown by area

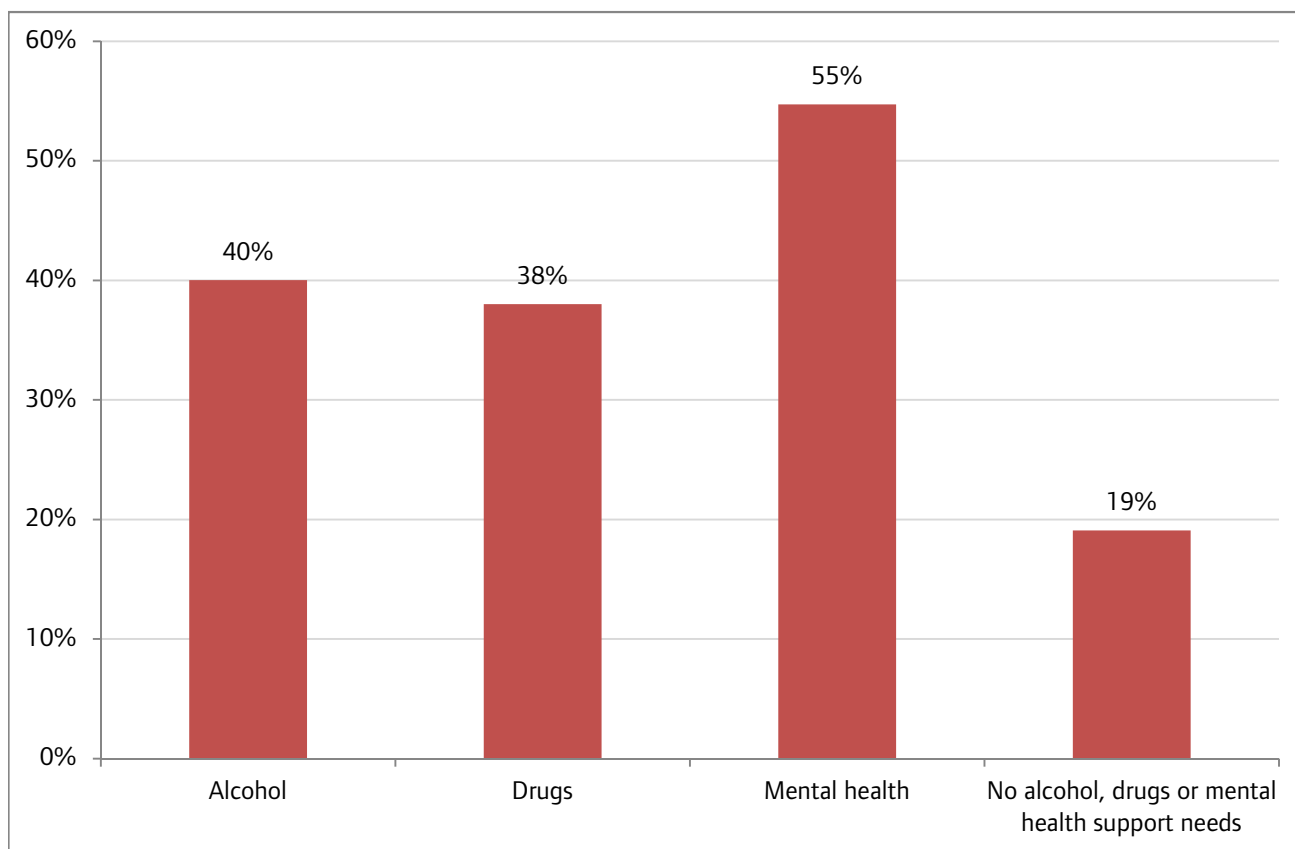
Nationality of people seen rough sleeping by outreach services, grouped by area.



Base: 727. Note that the base figure for this chart excludes clients whose nationality is not known or recorded.

5. SUPPORT NEEDS

Support needs of people seen rough sleeping by outreach services.



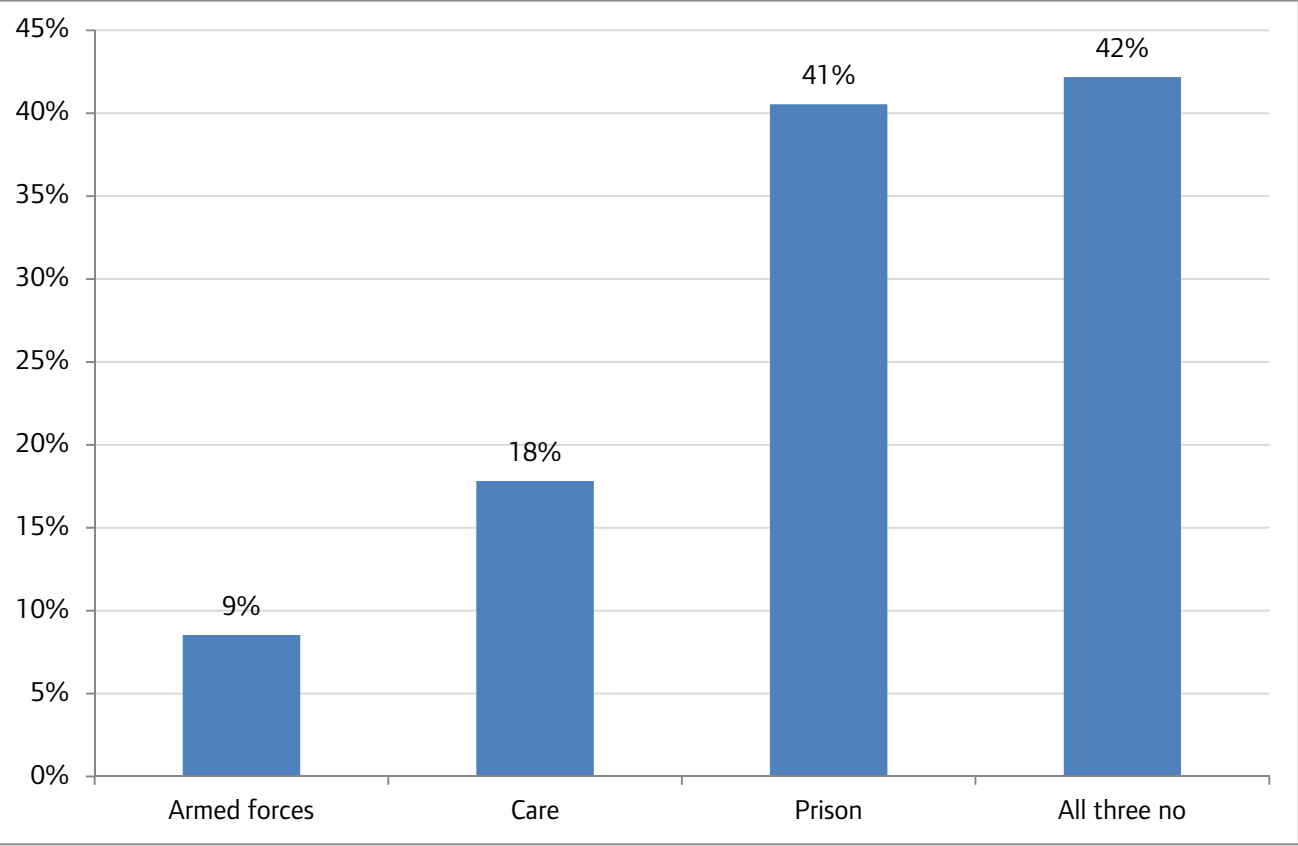
Base: 592. Note that the base figure for this chart excludes people for whom all three support needs are not known or not assessed (165)

Support Needs	No. people	% of people seen rough sleeping
Alcohol only	63	11%
Drugs only	37	6%
Mental health only	121	20%
Alcohol and drugs	33	6%
Alcohol and mental health	48	8%
Drugs and mental health	62	10%
Alcohol, drugs and mental health	93	16%
All three no	113	19%
All three no, not known or not assessed	22	4%
All three not known or not assessed	165	
Total (excl. not assessed)	592	100%
Total (incl. not assessed)	757	100%

Note: Total excluding not known or assessed is used as base for percentages.

6. INSTITUTIONAL & ARMED FORCES HISTORY

People seen rough sleeping by outreach services, by experience of armed forces, care or prison.



Base: 550. Note that the base figure for this chart excludes people for whom all three institutional histories are not known or not recorded.

Nationality of rough sleepers with experience of armed forces:

Nationality	No. people	% of people seen rough sleeping
UK	16	3%
Non-UK	31	6%
Not known/recorded	0	0%
Total	47	9%

7. ACCOMMODATION & RECONNECTION OUTCOMES

Reconnections and bookings into accommodation achieved for verified rough sleepers by borough based services during the period.

Accommodation and reconnection outcomes by number of people:

	Jul-Sep 17	Oct-Dec 17
Outcome	No. people	No. people
Booked into accommodation or reconnected	176	154
Booked into accommodation*	138	127
Booked into long term accommodation	31	22
Booked into hostel accommodation	35	27
Booked into other accommodation	76	81
Reconnected	48	30
Booked into NSNO**	102	95

*Some people may have been booked into more than one type of accommodation during the period.

**People booked into NSNO may also have been accommodated or reconnected during the period. The figure given includes referrals from the borough by London Street Rescue.

Accommodation and reconnection outcomes by number of events:

	Jul-Sep 17		Oct-Dec 17	
Accommodation type	No. events	%	No. events	%
Temporary accommodation				
Assessment centre	60	30%	77	45%
Hostel	39	19%	30	18%
Second-stage accommodation	1	0%	1	1%
Clinic/Detox/Rehab	2	1%	1	1%
Bed & breakfast	1	0%	1	1%
Friends & family	0	0%	0	0%
Other temporary accommodation	19	9%	8	5%
<i>Temporary accommodation subtotal</i>	<i>122</i>	<i>60%</i>	<i>118</i>	<i>69%</i>
Long term accommodation				
St Mungo's complex needs	1	0%	1	1%
St Mungo's semi-independent	2	1%	1	1%
Supported housing	2	1%	3	2%
LA tenancy (general needs)	0	0%	0	0%
RSL tenancy (general needs)	0	0%	0	0%
Clearing House/RSI	5	2%	4	2%
Sheltered housing	1	0%	1	1%
Care home	0	0%	0	0%
Private rented sector - independent	15	7%	9	5%
Private rented sector - with some floating support	5	2%	3	2%
Tied accommodation	0	0%	0	0%
Other long-term accommodation	1	0%	0	0%
<i>Long term accommodation subtotal</i>	<i>32</i>	<i>16%</i>	<i>22</i>	<i>13%</i>
Bookings into accommodation total	154	76%	140	82%
Reconnection type				
Return to home area	32	16%	24	14%
Seeking work	7	3%	3	2%
Move to area for friends/family	19	9%	11	6%
Move to area with appropriate services	24	12%	15	9%
Reconnections total	49	24%	31	18%
Total	203	100%	171	100%

Note: An individual may have had more than one reconnection, or been booked into accommodation more than once, during the period.

8. TEMPORARY ACCOMMODATION

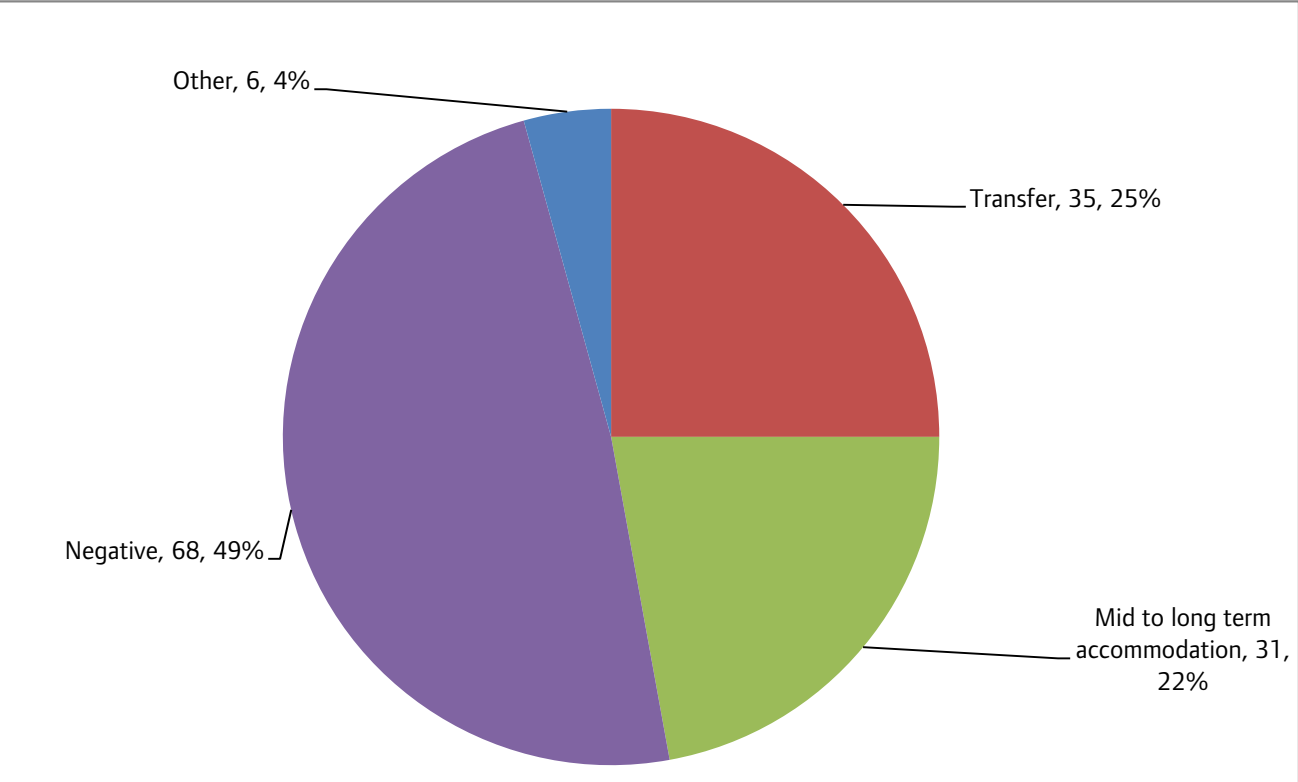
Hostels, assessment centres and second-stage accommodation based in the borough.

Arrivals

A total of 122 individuals arrived at temporary accommodation during the period.

Departures: Destination on Departure

A total of 125 individuals departed from temporary accommodation during the period.



Base: 140

Destination on departure	Destination category	Chart colour
Assessment Centre, Bed & Breakfast, Detox clinic, Hospital - not long term/acute care, Hostel - another organisation, Hostel - within the organisation, NASS accommodation, Night shelter, NSNO assessment hub, NSNO staging post, Psychiatric hospital, Rehab clinic, Temporary accommodation (LA)	Transfer	
Accommodation where client is owner, Care home, Clearing House/RSI, Hospital - long term, LA tenancy (general needs), Long stay hospice, Private rented sector - independent, Private rented sector - with some floating support, Returned to home country (EEA), Returned to home country (non EEA), RSL tenancy (general needs), Sheltered Housing, Supported Housing, Tied accommodation with work	Mid to long term accommodation	
Committed suicide, Not known, Sleeping rough/Returned to streets, Taken into custody	Negative	
Died, Previous home, Staying with family, Staying with friends	Other	

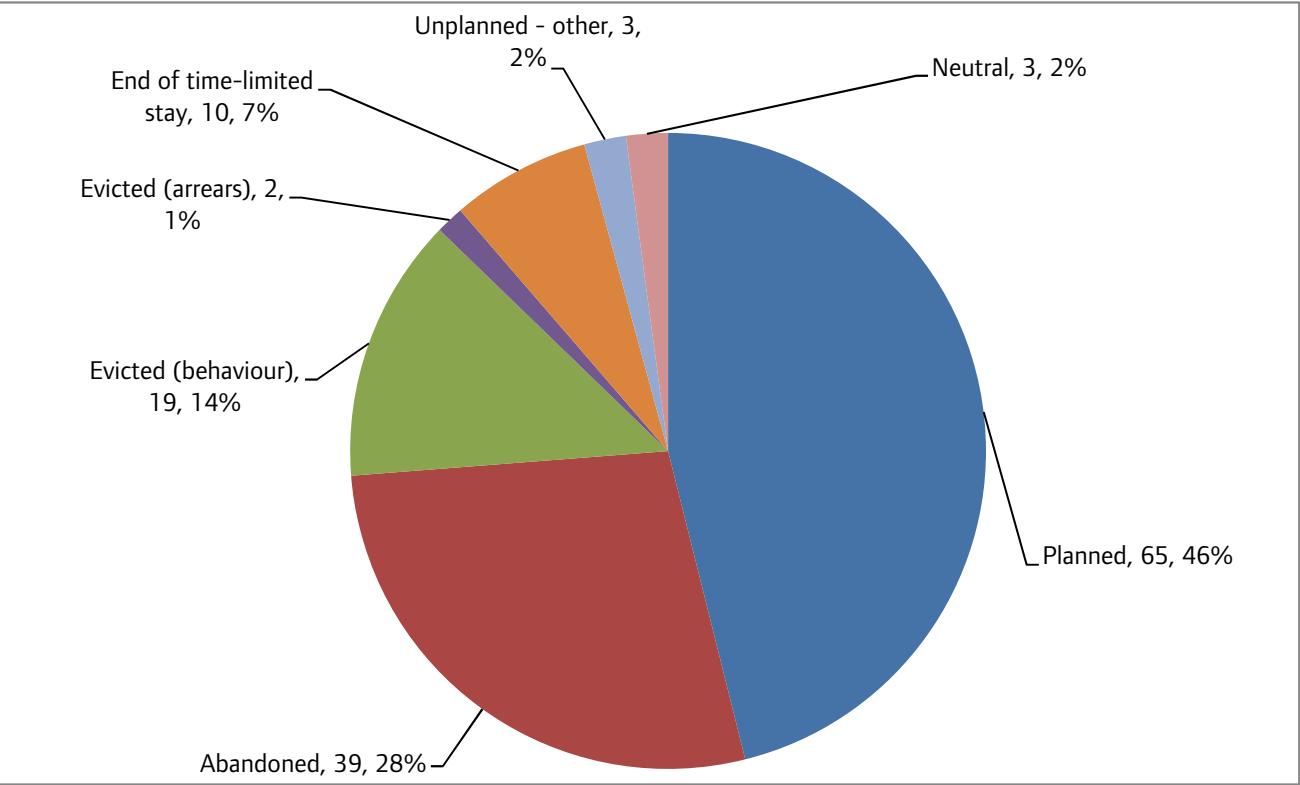
Note: An individual may have had more than one accommodation departure during the period.

Destination on departure	No. departures	%
Transfer		
Assessment centre	4	3%
Bed & breakfast	2	1%
Detox clinic	1	1%
Hospital - not long term/acute care	0	0%
Hostel - another organisation	10	7%
Hostel - within the organisation	6	4%
NASS accommodation	0	0%
Night shelter	11	8%
NSNO assessment hub	0	0%
NSNO staging post	0	0%
Psychiatric hospital	0	0%
Rehab clinic	0	0%
Temporary accommodation (LA)	1	1%
<i>Transfer subtotal</i>	<i>35</i>	<i>25%</i>
Mid to long term accommodation		
Accommodation where client is owner	0	0%
Care home	0	0%
Clearing House/RSI	4	3%
Hospital - long term	0	0%
LA tenancy (general needs)	1	1%
Long stay hospice	0	0%
Private rented sector - independent	5	4%
Private rented sector - with some floating support	11	8%
Returned to home country (EEA)	0	0%
Returned to home country (non EEA)	0	0%
RSL tenancy (general needs)	0	0%
Sheltered Housing	2	1%
Supported Housing	8	6%
Tied accommodation with work	0	0%
<i>Mid to long term accommodation subtotal</i>	<i>31</i>	<i>22%</i>
Negative		
Committed suicide	0	0%
Not known	39	28%
Sleeping rough/Returned to streets	21	15%
Taken into custody	8	6%
<i>Negative subtotal</i>	<i>68</i>	<i>49%</i>
Other		
Died	3	2%
Previous home	0	0%
Staying with family	3	2%
Staying with friends	0	0%
<i>Other subtotal</i>	<i>6</i>	<i>4%</i>
Total	140	100%

Note: An individual may have had more than one accommodation departure during the period.

Departures: Reason for Leaving

Temporary accommodation departures by reason for leaving.



Base: 141

Note: An individual may have had more than one accommodation departure during the period.

9. METHODOLOGY

From January 2014 onwards, CHAIN rough sleeping figures returned to being reported on a quarterly basis, following a two year period of reporting on a bi-monthly cycle.

Alongside the change in reporting period, we have also made some other adjustments to our reporting methodology. People who have been seen rough sleeping in more than one borough during the period will now be counted towards the figures for each relevant borough, rather than being assigned to one borough only, as was previously the case with bi-monthly reports. This means that the overall unique rough sleepers total for London will not be the same as the sum of all separate borough figures.

The new quarterly reports continue to employ the methodology of assigning rough sleepers to categories based on the following factors:

- Whether they were new rough sleepers during the period
- How many times they were seen rough sleeping during the period
- Number of days elapsed between first and last time they were seen rough sleeping during the period

We continue to apply the same thresholds for the above factors to the quarterly reporting period that we previously used for bi-monthly reporting. A further explanation of the individual categories follows.

New rough sleepers

New rough sleepers, who were seen for the first time during the period. The total number of new rough sleepers is broken down into those who were seen just once and did not have a second night out, those who were seen on several occasions, but as yet have not been on the streets long enough to count as 'living on the streets', and those new to the streets who remained there long enough to fulfil the criteria for 'living on the streets' (outlined below).

Living on the streets (LOS)

With the designation 'living on the streets' we refer to rough sleepers who have stayed on the streets after arriving, and are entrenched or at risk of becoming so. In determining who is counted as living on the streets we have used a combination of time on the streets (three or more weeks between the earliest and latest bedded down contact) and number of bedded down contacts (five or more contacts) during the period we are reporting on. If a person is seen bedded down six times, but only during one week, he or she does not count. If a person has four bedded down contacts, but spread over two months, he or she would also not count. To be counted a rough sleeper must have both elements.

The reporting period covers three months. However, to ensure that we do not miss those whose rough sleeping crosses over reporting periods we look back for the three weeks immediately before the start of the three month reporting period. For a rough sleeper in these circumstances, if they are not seen again, he or she will not be reported living on the streets in the next period.

The LOS total will include some who were new to the streets in the period, but whose stay extended beyond three weeks and who were seen bedded down at least five times - these are transferred from the new rough sleeper figures (shown in red in both section one and two of the report).

It is important to note that a rough sleeper who is included in the LOS total will not necessarily have been living on the streets for the entirety of the quarter in question, but they were living on the streets for a significant period during the quarter. The LOS total will also include some who are no longer on the streets, having gone into accommodation (or disappeared). They will not appear in the subsequent LOS total. Rough sleepers will only count as LOS during the period where they meet the above definition.

RS205+ refers to people who have been identified as especially hard to help because of their prolific history of rough sleeping. This group appear in the LOS chart if they have any number of bedded down contacts within the two months being reported on.

Intermittent rough sleepers

Intermittent rough sleepers are those who are not new in this period, and have not been seen rough sleeping enough to be deemed living on the streets. This group includes those who sleep rough periodically for very short periods (including some street drinkers and beggars). It also will include those who return to the streets for a longer period (but in this period less than the 'living on the streets' definition). Those that go on to be living on the streets will appear in that category in the next period.

